

WEEKLY GLOBAL SNAPSHOT

Published at 17:57:27 on Fri 27 Mar 2020



OMBA
ADVISORY & INVESTMENTS

Top News Stories of the Week

Dow heads more than 3% lower Friday, risks snapping 3-day win streak as U.S. tops China in coronavirus cases - **MarketWatch**

Oil Dives to Lowest Since 2003 on Intensifying Market Crisis - **Bloomberg**

House aims to push through \$2 trillion coronavirus bill as holdout insists on formal vote - **Reuters**

U.S. weekly jobless claims soar to record 3.28 million - **Reuters**

Consumer Sentiment in U.S. Slumps by Most Since October 2008 - **Bloomberg**

ECB Steps Up 'Whatever It Takes' Fight to Save Euro Area - **Bloomberg**

Important Recent Economic Data			
Data Point	Actual	Forecast	Previous
Eurozone Comp. Flash PMI, Mar	31.4	38.8 ↓↓	51.6 ↓↓↓
UK Retail Sales, Feb M/M	-0.3%	+0.2% ↓	+0.9% ↓↓
U Michigan Sentiment, Mar	89.1	90.0 ↓	95.9 ↓↓
US Markit Mfg. Flash PMI, Mar	49.2	42.8 ↑↑	50.7 ↓

10-Year Yields	27 Mar 2020	Δ vs 20 Mar	Δ YTD	Δ 3-Year
US Treasuries	0.74%	-0.14	-1.18	-1.68
German Bunds	-0.48%	-0.15	-0.29	-0.87
Japanese Bonds	0.01%	-0.09	+0.03	-0.05
UK Gilts	0.36%	-0.19	-0.46	-0.83

Equity Indices*	27 Mar 2020	Δ vs 20 Mar	Δ YTD	Δ 3-Year
S&P 500 (P,PR)	USD 2'630	+11.95%	-20.13%	+9.40%
Stoxx 600 (P,TR)	EUR 321.38	+6.17%	-24.81%	-10.36%
FTSE 100 (P,TR)	GBP 5'816	+6.29%	-26.01%	-14.62%
Nikkei 225 (P,TR)	JPY 19'389	+17.14%	-17.99%	+5.91%
CSI 300 (P,TR)	CNY 3'710	+1.56%	-9.44%	+14.09%
DAX (TR,TR)	EUR 10'001	+7.88%	-27.30%	-20.72%
CAC 40 (P,TR)	EUR 4'544	+7.54%	-27.08%	-7.73%
S&P/TSX (P,PR)	CAD 13'371	+8.45%	-24.68%	-17.60%
JSE Top 40 (P,TR)	ZAR 39'172	+8.03%	-22.28%	-4.98%
Bovespa (P,PR)	BRL 77'710	+10.96%	-85.65%	+15.13%

*Indicates (Index Level, Return %). P=Price Index, TR=Total Return, PR=Price Return).

Commodities	27 Mar 2020	Δ vs 20 Mar	Δ YTD	Δ 3-Year
Gold	US\$ 1'619/toz	+8.1%	+6.7%	+29.4%
Silver	US\$ 14.38/toz	+14.3%	-19.4%	-20.8%
Platinum	US\$ 741/toz	+21.2%	-23.0%	-21.8%
Copper	US\$ 2.19/lb	-0.0%	-21.6%	-17.9%
Brent Crude	US\$ 24.68/bbl	-8.5%	-62.6%	-51.9%

Foreign Exch.	27 Mar 2020	Δ vs 20 Mar	Δ YTD	Δ 3-Year
EURUSD	1.110	+3.8%	-1.0%	+2.6%
GBPUSD	1.240	+6.5%	-6.5%	-0.4%
EURCHF	1.060	+0.5%	-2.3%	-1.3%
USDJPY	108.06	-2.5%	-0.6%	-2.8%
AUDUSD	0.618	+6.6%	-11.9%	-19.0%
USDCAD	1.401	-2.5%	+7.9%	+4.7%

EM Crosses**	27 Mar 2020	Δ vs 20 Mar	Δ YTD	Δ 3-Year
USDBRL	5.092	+0.6%	+26.7%	+62.1%
USDMXN	23.42	-4.1%	+23.7%	+23.1%
USDZAR	17.56	-0.2%	+25.4%	+35.1%
GBPZAR	21.78	+5.4%	+17.3%	+34.6%
USDCNY	7.096	+0.0%	+1.9%	+3.1%
USDTRY	6.436	-1.8%	+8.2%	+75.9%
USD RUB	78.93	-1.4%	+27.4%	+38.4%
USDINR	75.47	+0.1%	+6.0%	+16.0%

**Red is a weakening of EM CCY vs. DM CCY

Data Source: Refinitiv

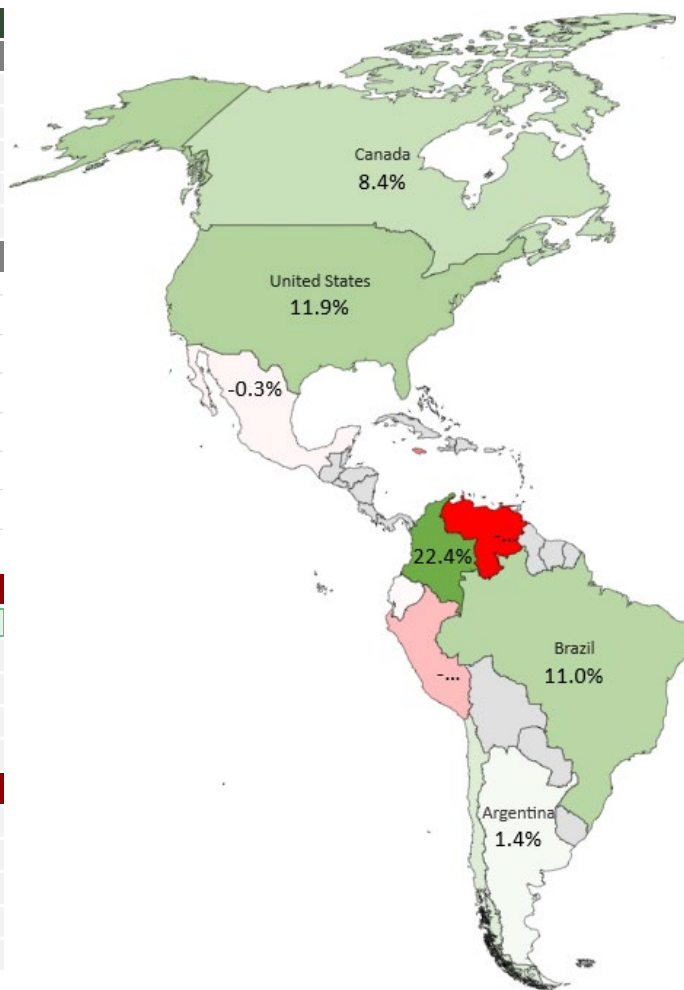
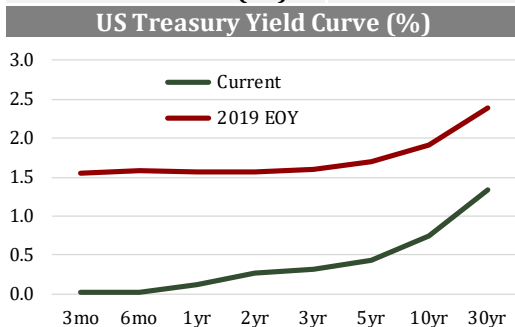
WEEKLY AMERICAS SNAPSHOT

Published on 27 Mar 2020 as of current market prices



OMBA
ADVISORY & INVESTMENTS

Fixed Income	
Bond	Yield (%)
6-Month T-Bill (US)	0.03
2-Year T-Note (US)	0.27
5-Year T-Note (US)	0.43
10-Year T-Bond (US)	0.74
30-Year T-Bond (US)	1.33



Biggest Winners (w/w)		
Colombia	COLCAP	22.39%
United States	S&P 500	11.95%
Brazil	Bovespa	10.96%
Canada	S&P/TSX	8.45%
Chile	S&P CLX IPSA	5.01%

Biggest Losers (w/w)		
Venezuela	Bursatil	-9.85%
Jamaica	JamSE Market	-4.75%
Peru	S&P Lima General	-2.54%
Mexico	S&P/BMV IPC	-0.34%
Ecuador	Guayaquil Select	-0.18%

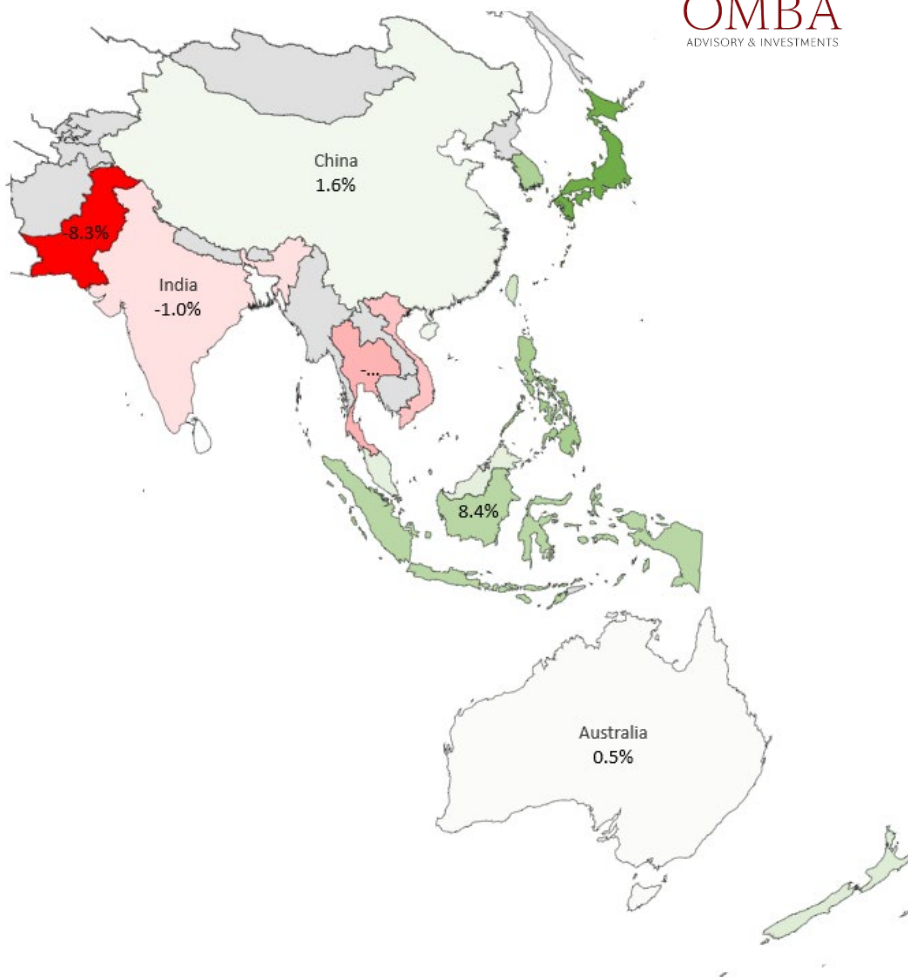
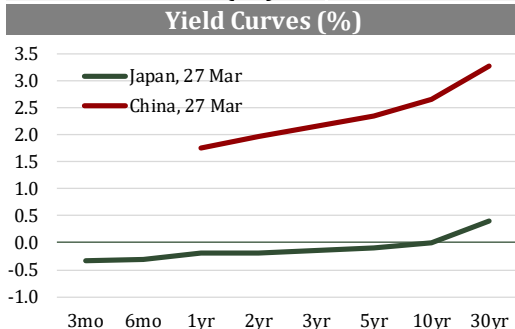
WEEKLY APAC SNAPSHOT

Published on 27 Mar 2020 as of COB 27 Mar 2020



OMBA
ADVISORY & INVESTMENTS

Fixed Income	
Bond	Yield (%)
2-Year JGB (JP)	-0.19
10-Year JGB (JP)	0.01
2-Year Bond (CN)	1.96
10-Year Bond (CN)	2.66



Biggest Winners (w/w)		
Japan	Nikkei 225	17.14%
Philippines	PSEi Composite	10.21%
South Korea	KOSPI	9.68%
Indonesia	IDX Composite	8.36%
Taiwan	Taiwan Weighted	5.03%

Biggest Losers (w/w)		
Pakistan	Karachi 100	-8.34%
Thailand	SET	-2.44%
Vietnam	Vietnam Index	-1.93%
India	Nifty 50	-0.97%
Bangladesh	DSE 30	0.38%