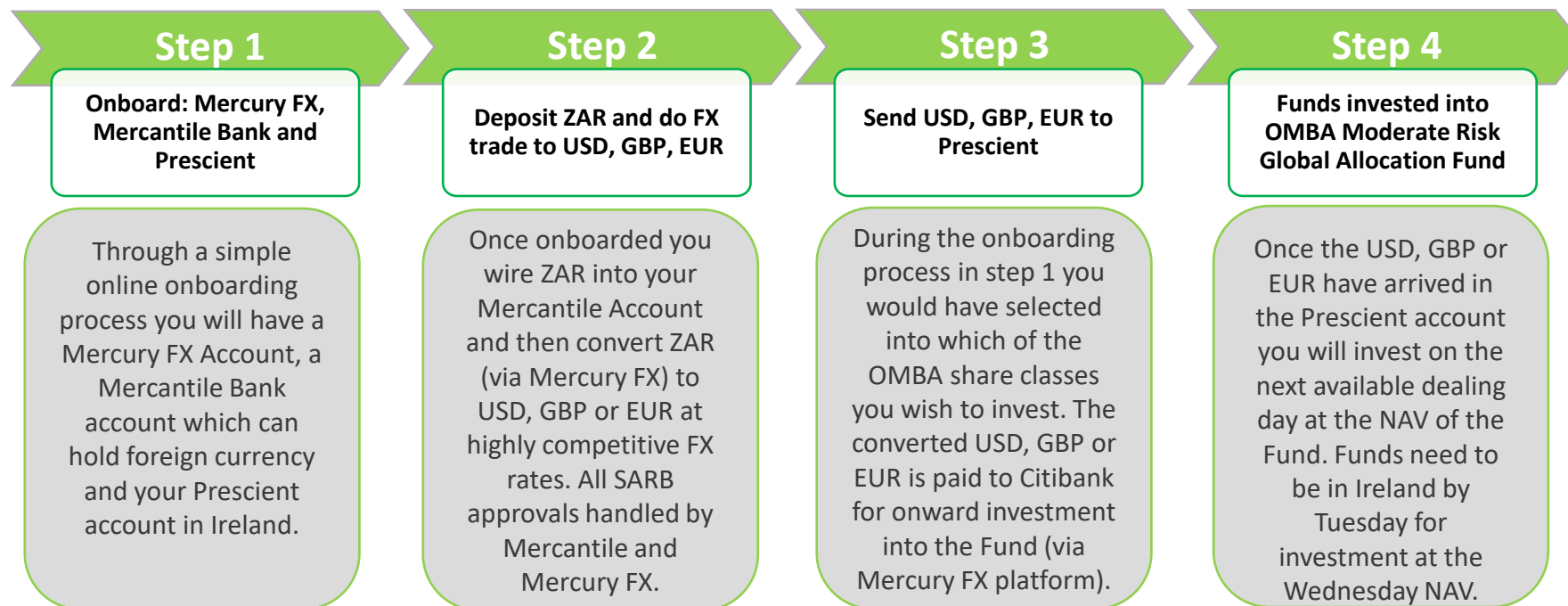




OMBA
ADVISORY & INVESTMENTS

OMBA Moderate Risk Global Allocation Fund

How to invest from South Africa with ease?



[CLICK HERE TO BEGIN:](https://www.ombafunds.com/mercury)
<https://www.ombafunds.com/mercury>

Scan the QR code to visit our website!

www.ombafunds.com



OMBA Moderate Risk Global Allocation Fund

The solution uses credible regulated service providers to ensure transparency and security



BENEFITS

- **Single Online Application** – one online application with intelligent document uploads to open all your accounts.
- **Truly Offshore Solution** – you are buying direct units in an offshore fund, not via a SA feeder fund or asset swap.
- **Low Cost** – there is no custody charge to hold units in the Fund and FX rates on externalisation are highly competitive.

FAQs

1. **What is a UCITS fund?** Please see the [website](#) for more details on how a fund works and the “Undertaking for Collective Investment in Transferable Securities” regime and how it protects investors interests.
2. **Is the process secure?** All forms are secured by industry standard Secure Socket Layer (SSL) certificates and information is encrypted in transit as are the secure servers.
3. **What are the charges?** There are no upfront charges to invest. Mercury FX earn their fees within the competitive FX rate at which you convert. The Fund has a Total Expense Ratio capped at 0.8% which includes **ALL** layers of fees. There are no performance or redemption fees.
4. **How can I view my Fund balance and redeem?** Once invested you can register an account on the [Prescient portal](#) to view your USD/GBP/EUR invested balance.
5. **What is the Funds performance?** Please see the [latest MDD and Key Documents](#) for details.

More FAQs: <https://www.ombafunds.com/faqs/>

Scan the QR code to visit our website!

www.ombafunds.com



OMBA Moderate Risk Global Allocation Fund

Potentially the only Global Investment Solution an investor needs...

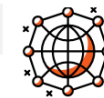
GLOBAL

Invested into the Americas, EMEA and Asia Pacific Equity and Fixed Income securities using ETFs.



DIVERSIFIED

...in many respects... by Asset Class, by Country, by Sector and by Currency and importantly by Number of Securities.



WELL REGULATED

The Fund is UCITS Regulated and governed by the Central Bank of Ireland. The Investment Manager is both FCA (in the UK) and FSCA (in South Africa) regulated.



TAX EFFICIENT

Suits multiple jurisdictions from a tax perspective. Accumulation and Distribution Share Classes, Irish Domiciled, Reporting (Distributor) status for UK investors.

EXPERIENCED TEAM

Our staff have previously worked in large well-known firms including Goldman Sachs, Barclays, KPMG, EY, Rand Merchant Bank, Investec and Glencore.



3 CURRENCY SHARE CLASSES

USD, GBP and EUR share classes available either directly from the Fund administrator (minimums apply) or via Fund platforms and banks.



LIQUID

Underlying securities have intra day liquidity as they are exclusively ETFs and the Fund has weekly redemption.

ASSET ALLOCATION

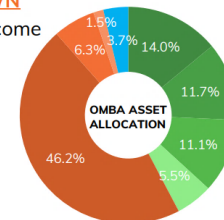
54.0% FIXED INCOME BREAKDOWN

- 46.2% Investment Grade Fixed Income
- 6.3% High Yield Fixed Income
- 1.5% Not Rated

3.7% CASH AND OTHER

42.3% EQUITY BREAKDOWN

- 14.0% Developed Europe
- 11.7% Developed Asia Pacific
- 11.1% Developed Americas
- 5.5% Emerging Markets



[Download](#) the Fund Brochure

Scan the QR code to visit our website!

www.ombafunds.com





OMBA
ADVISORY & INVESTMENTS

OMBA Moderate Risk Global Allocation Fund

Disclaimer

The investments of the Fund are subject to market fluctuations and the risks inherent in all investments and there can be no assurance that an investment will retain its value or that appreciation will occur. Changes in exchange rates may have an adverse effect on the value, price and/or income of the product. Independent financial advice should be sought as not all investments are suitable for all investors. Where foreign securities are included in a portfolio there may be potential constraints on liquidity and the repatriation of funds, macroeconomic risks, political risks, foreign exchange risks, tax risks, settlement risks; and potential limitations on the availability of market information. The investor acknowledges the inherent risk associated with the selected investments and that there are no guarantees.

The price of shares and the income from shares can go down as well as up and investors may not realize the value of their initial investment. Past performance may not be a reliable guide to future performance. Prospective investors should consult a stockbroker, bank manager, solicitor, accountant, financial adviser or their professional advisers accordingly. Prices are published daily and are available on the Prescient website.

Collective Investment Schemes in Securities (CIS) should be considered as medium to long-term investments. The value may go up as well as down and past performance is not necessarily a guide to future performance. CIS's are traded at the ruling price and can engage in scrip lending and borrowing. The collective investment scheme may borrow up to 10% of the market value of the portfolio to bridge insufficient liquidity. A schedule of fees, charges and maximum commissions is available on request from the Manager. There is no guarantee in respect of capital or returns in a portfolio. A CIS may be closed to new investors in order for it to be managed more efficiently in accordance with its mandate. Performance has been calculated using net NAV to NAV numbers with income reinvested. CIS prices are calculated on a net asset basis, which is the total value of all the assets in the portfolio including any income accruals and less any permissible deductions (brokerage, STT, VAT, auditor's fees, bank charges, trustee and custodian fees and the annual management fee) from the portfolio divided by the number of participatory interests (units) in issue. Forward pricing is used. The Fund invests in other Collective Investment Schemes that levy their own charges, which could result in a higher fee structure. For any additional information such as fund prices, brochures and application forms, please go to www.ombafunds.com. The MDD is also available on request from the Manager.



Scan the QR code to visit our website!

www.ombafunds.com

